



westcoat[®]
SPECIALTY COATING SYSTEMS

**PRODUCT
SPECIFICATION**

EC

EPOXY COAT
DURABLE RESINS & HARDENERS

EC-32 High Build Clear Epoxy Topcoat

Description

Westcoat EC-32 High Build Clear Epoxy Topcoat is a two-component, 100% solids, high-build, high viscosity, cyclo-aliphatic, chemical resistant epoxy. This highly versatile epoxy coating has superior clarity.

Uses

EC-32 epoxy is used to create industrial seamless floors in manufacturing plants, mechanical rooms, warehouses, commercial kitchens and residential garages. In combination with color chips or quartz sand, it can be used to create a decorative floor coating. Westcoat EC-32 Epoxy (with aggregate) can also be used as a mortar for overlays or repairs for concrete. EC-32 Clear is an excellent high build concrete sealer for interior use over many other types of coatings, such as Texture Crete[®] or Acid Stained floors. EC-32 can be applied directly to the concrete without a special primer.

Advantages

USDA/FDA Compliant • 100% Solids • High Viscosity • Chemical Resistant • Convenient 2:1 Mix • High Strength • Superior Clarity • Durable yet Flexible • Low Odor • High Build • Superior Adhesion

Product Data			
Packaging	1.5 gal & 15 gal kits available	Color	Clear
Coverages	~300-500 ft ² / US gal. (As a Primer) ~100-300 ft ² / US gal. (As a Coating) ~300-500 ft ² / US gal. (As a Sealer) ~30-60 ft ² / US gal. (As a Mortar)	Mix Ratio	2:1 (By Volume)
VOC Content*	<10 gm/l	Shelf Life	2 years in unopened packaging
* Tested in accordance with CA AQMD Method 24 (multi-component)			

Inspection

The surface must be structurally sound, clean, dry and free of grease, paint, oil, dust, curing agents, laitance or any foreign material that will prevent proper adhesion. The concrete should be at least 2,500 PSI and porous or rough enough to allow the product to soak in. A minimum of 28 days curing time is required on all concrete. Prior to starting work, test existing concrete slab for efflorescence, moisture and hydrostatic pressure.

Preparation


Please refer to desired System Specification Sheet for more information on preparation. Methods may vary according to the condition and hardness of the concrete. Other factors include the forecasted use of the surface and the environment in which it is to be installed. When preparing the surface use caution when shot blasting, scarifying too aggressively, leaving grind marks or grinding too smooth. When using EC-32 as a clear sealer over concrete, EC-32 can be used as a primer. When using EC-32 in one of Westcoat's Epoxy Coat Systems, such as Dubro Quartz, it is recommended to use EC-12 Epoxy Primer or EC-15 Moisture Vapor Barrier as the primer. Please refer to these Product Specification Sheets for more information.

DISCLAIMER: PURCHASER'S SOLE AND EXCLUSIVE REMEDY AGAINST THE MANUFACTURER OF WESTCOAT, SHALL BE LIMITED SOLELY TO THE REPLACEMENT OF ANY DEFECTIVE MATERIAL OR A PAYMENT BY THE MANUFACTURER IN AN AMOUNT EQUAL TO THE COST OF THE ORIGINAL MATERIAL.



4007 Lockridge St • San Diego, CA 92102
800-250-4519 • Fax 619-255-7187 • westcoat.com

1 of 4
EC-32 3/23



westcoat[®]
SPECIALTY COATING SYSTEMS

**PRODUCT
SPECIFICATION**

EC

EPOXY COAT
DURABLE RESINS & HARDENERS

EC-32 High Build Clear Epoxy Topcoat

Moisture

All concrete should be tested for moisture before applying a seamless coating. If moisture emissions exceed 5 lbs/1000 square feet/24 hours (ASTM F1869) or if the relative humidity (RH) exceeds 75% (ASTM F2170), contact the manufacturer before application.

Mixing

Premix each component separately. In a clean bucket, mix 2 parts A with 1 part B (by volume) of EC-32. Mix thoroughly with a low speed (400-600 rpm) drill motor for 3-4 minutes. Make sure to scrape the sides and bottom of the container during mixing. After mixing is completed, remove material from container within 5 minutes, as epoxy will begin to generate heat. Spread immediately onto the floor. As product is spread out, you will have longer working time (10-15 minutes at 70F degrees).

Thinning

As a primer: EC-32 may be thinned with 1-2 quarts of Westcoat's CA-23 or acetone per 1-½ gallon kit, for deeper penetration into the concrete substrate. If thinned, material must be applied at less than 5 mils (WFT) to cure properly. Do not allow material to puddle. Allow to fully cure, to avoid solvent entrapment.

As a Body, Mortar, Grout or Broadcast Coat: Thinning is not recommended.

As a Topcoat: Do not exceed thinning by 10%. If thinned, material must be applied thinly enough to avoid solvent entrapment and to cure properly.

Coverage

Coverage will vary depending on condition of surface and desired thickness. As a primer: 300-500 square feet per gallon. As a coating: 100-300 square feet per gallon. As a sealer: 300-500 square feet per gallon. As a mortar: 30-60 square feet per gallon.

Applying Product

As a primer, squeegee and backroll thinned EC-32 onto the surface. Primer coat should be applied evenly and worked into the surface to help seal and avoid pinholes. When thinned, apply EC-32 at a maximum of 5 mils (WFT). Do not allow material to puddle.

As a coating, apply EC-32 within 24 hours (at 72F degrees) after the primer coat. Immediately after mixing, spread a strip of material onto the surface along the edges where it will be "cut in" using a brush. Pour the remaining material near the "cut in" area and spread evenly using a trowel or squeegee and back roll using a ¼ to ⅜ inch nap, non-shedding roller designed for use with epoxies. For thicker applications, a notched trowel or squeegee will help regulate the thickness and a porcupine roller will help to release trapped air and minimize bubbles. Depending on the look, thickness, chemical and abrasion resistance desired, 1 to 2 coats may be applied. Please refer to desired System Specification Sheet for more information on applying the product.

As a sealer, EC-32 may be sprayed, brushed or rolled. If rolled, neatly cut-in all edges with a brush and roll the center using a ½ inch to ¾ inch nap, good quality, roller cover. Be sure to spread evenly in a "V" pattern rolling in both directions. Roll product as thin as possible. If spraying, use a pump type or airless sprayer after thinning and be sure to spray evenly.

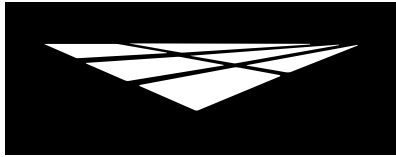
For an epoxy mortar: To create the mortar mix, combine mixed EC-32 with aggregate, at a rate of 50-100 pounds per gallon, depending on aggregate and desired psi. Within 24 hours of priming, spread the prepared mortar mix evenly with a trowel. Read Epoxy Mortar or Epoxy Mortar Quartz System Specification Sheet for details.

DISCLAIMER: PURCHASER'S SOLE AND EXCLUSIVE REMEDY AGAINST THE MANUFACTURER OF WESTCOAT, SHALL BE LIMITED SOLELY TO THE REPLACEMENT OF ANY DEFECTIVE MATERIAL OR A PAYMENT BY THE MANUFACTURER IN AN AMOUNT EQUAL TO THE COST OF THE ORIGINAL MATERIAL.



4007 Lockridge St • San Diego, CA 92102
800-250-4519 • Fax 619-255-7187 • westcoat.com

2 of 4
EC-32 3/23



westcoat[®]
SPECIALTY COATING SYSTEMS

**PRODUCT
SPECIFICATION**

EC

EPOXY COAT
DURABLE RESINS & HARDENERS

EC-32 High Build Clear Epoxy Topcoat

Dry Time

You may re-coat as soon as the surface is dry to touch or in about 8-10 hours, but no later than 24 hours. Light foot traffic may be permitted in 24 hours, heavy foot traffic in 48 hours and vehicle traffic in 3 days. All times are based on average temperature of 70F degrees and 50% humidity. Cooler temperatures will increase drying time.

Clean Up

Uncured material should be removed with an environmentally-safe solvent. Cured material should be removed mechanically.

Limitations

- This product is designed for professional use only.
- Be sure to measure and mix properly. Be aware of the pot life of mixed epoxy.
- Do not apply when temperatures are below 50°F or above 90°F. Hot or cold weather will affect dry times.
- Epoxy must be cured for a minimum of 24 hours before coming in contact with water.
- Skid resistant additives are available, such as CA-30 or CA-31.
- For interior use only unless protected by a UV resistant coating.
- Solvents may be required in cooler weather to lower viscosity and increase coverage of 100% solids.
- Please check with local laws governing the use of solvents.
- Do not allow Westcoat products to freeze.

Health Precautions

Inhalation of vapor or mist can cause headache, nausea irritation of nose, throat, and lungs. Avoid breathing vapors, it is strongly recommended that respirators are worn. Prolonged or repeated skin contact can cause slight skin irritation. All epoxies have the potential of causing skin irritations or allergic reactions. Be careful not to get on skin, clothes or in eyes. Gloves are strongly recommended. If splashed in the eye, flush with warm water and contact a physician if blurring persists.

Solvent based products are extremely flammable, extinguish all pilot lights and sources of ignition such as electrical motors. Be sure to have adequate cross ventilation prior to installing.

Slip Precaution

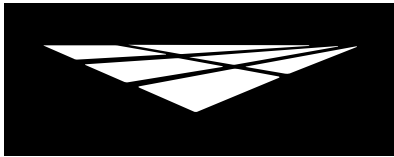
Westcoat Specialty Coatings Systems highly recommends the use of a slip-resistant additive to all coatings/systems that may be exposed to wet, oily, greasy or slippery conditions. It is the end user's responsibility to provide a flooring system that meets current safety standards. Westcoat and its distributors will not be responsible for injury incurred during a slip and fall incident. For the current coefficient of friction requirements, please consult your local building codes.

DISCLAIMER: PURCHASER'S SOLE AND EXCLUSIVE REMEDY AGAINST THE MANUFACTURER OF WESTCOAT, SHALL BE LIMITED SOLELY TO THE REPLACEMENT OF ANY DEFECTIVE MATERIAL OR A PAYMENT BY THE MANUFACTURER IN AN AMOUNT EQUAL TO THE COST OF THE ORIGINAL MATERIAL.



4007 Lockridge St • San Diego, CA 92102
800-250-4519 • Fax 619-255-7187 • westcoat.com

3 of 4
EC-32 3/23



westcoat[®]
SPECIALTY COATING SYSTEMS

**PRODUCT
SPECIFICATION**

EC

EPOXY COAT
DURABLE RESINS & HARDENERS

EC-32 High Build Clear Epoxy Topcoat

Technical Data

Physical Properties

Chemical Composition	Bis A Epoxy Resin Crosslinked with Cyclo-aliphatic amines
	Clear
Weight/gal (mix)	9.0
Gloss @60 Degree	115
Solids %/wt (mix)	100
Solids %/vol (mix)	100
Viscosity cPs (mix)	750
Viscosity KU (mix)	68
VOC gm/l (mix) *	<10
Shelf Life	2 years
Color (gardner)	1

* Tested in accordance with CA AQMD Method 24 (multi-component)

Technical Data

	Pigmented
Tack Free over concrete @72°F	4 hr.
Foot Traffic over concrete @72°F	7 hr.
Foot Traffic -sealed surface- @72°F	7 hr
Wheel Traffic	72 hr.
Pot Life (Gel Time) 150gm @72°F	30 min.
Heat Resistance (constant)	130°F
Heat Resistance (intermittent)	180°F
Adhesion on steel ASTM D3359	5
Adhesion on concrete ASTM D3359	5
Tensile Strength (ASTM D638)	4,500 psi
Tensile Elongation (ASTM D638)	5%
Compressive Strength (ASTM D695)	8,500 psi
Compressive Modulus (ASTM D695)	32,730 psi
Flexural Strength (ASTM D790)	9,600 psi
Flexural Modulus (ASTM D790)	314,000 psi
Impact Resistance in-lbs direct/reverse	21/5
Hardness Shore D (ASTM D2240)	73 (4 weeks)
Pencil Hardness	2H
Reducer/Clean Up	CA-23 or Acetone

Chemical Resistance

	Pigmented
Muriatic Acid (31.5% HCL)	5
Sulfuric Acid (50% H2SO4)	5
Sulfuric Acid (93% H2SO4)	3s
Nitric Acid (10% HNO3)	5
Sodium Hydroxide (50% NaOH)	5
Bleach (sodium hypochlorite)	5
Vinegar (3-5% acetic acid)	5s
Transmission Fluid	5
Gasoline	5
Brake Fluid	5
409 Surface Cleaner	5
Pine Sol Solution	5
Blood & Body Fluids	5
Iodine Solution	5s
Mustard	5
Ketchup	5/5
Red Wine	5/5
Acetone	5
Methyl Ethyl Ketone (MEK)	4
Xylene	5
Ethanol	5
Methanol	5

Key:
 5 = Best (no effect)
 4 = Softens (recovers)
 3 = Softens (no recovery)
 2 = Blistered (no recovery)
 1 = Worst Destroyed
 s = With Stain
 * Contact time > 5hrs = 1

DISCLAIMER: PURCHASER'S SOLE AND EXCLUSIVE REMEDY AGAINST THE MANUFACTURER OF WESTCOAT, SHALL BE LIMITED SOLELY TO THE REPLACEMENT OF ANY DEFECTIVE MATERIAL OR A PAYMENT BY THE MANUFACTURER IN AN AMOUNT EQUAL TO THE COST OF THE ORIGINAL MATERIAL.



4007 Lockridge St • San Diego, CA 92102
800-250-4519 • Fax 619-255-7187 • westcoat.com

4 of 4
EC-32 3/23