

westcoat®
SPECIALTY COATING SYSTEMS

SYSTEM SPECIFICATION

EC

EPOXY COAT
DURABLE RESINS & HARDENERS

Dubro

Quartz

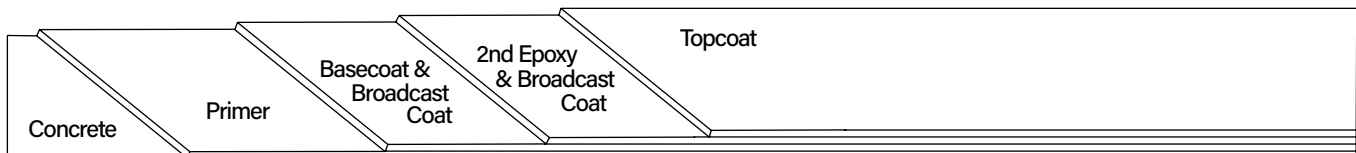
Description

The Double Broadcast Quartz System (Dubro Quartz) is a 100% solids epoxy floor coating system with TC-65 Quartz Sand aggregate broadcast into the clear base coats and sealed with clear epoxy.

Uses

Dubro Quartz is designed for use in showrooms, restaurants, garages, restrooms, commercial kitchens, auto dealerships and airplane hangers. The Double Broadcast Quartz System is a decorative, durable and chemical resistant coating, which makes it perfect for residential and commercial applications. Dubro Quartz is designed to be used as a medium duty coating.

System Overview



System Data

Coverages	Primer	Basecoat	Broadcast Coat	2nd Epoxy Coat	2nd Broadcast Coat	Topcoat
	250-300 ft ² per gallon	125-150 ft ² per gallon	100 ft ² per 50 lb bag	75-100 ft ² per gallon	100 ft ² per 50 lb bag	100-150 ft ² per gallon
Components	EC-72 Epoxy Patch Gel EC-12 Epoxy Primer EC-32 Clear Epoxy Topcoat TC-65 Quartz Sand			Shelf Life		
				2 years		
				2 years		
				2 years		
				N/A		

Advantages

USDA Compliant • Chemical Resistant • Durable • 100% Solids • Low Odor • Decorative • High Build • Seamless • Easy Clean Up

Inspection

The surface must be structurally sound, clean, dry and free of grease, paint, oil, dust, curing agents, laitance or any foreign material that will prevent proper adhesion. The concrete should be at least 2,500 PSI and porous or rough enough to allow the product to soak in. A minimum of 28 days curing time is required on all concrete. Prior to starting work, test existing concrete slab for efflorescence, moisture and hydrostatic pressure.

DISCLAIMER: PURCHASER'S SOLE AND EXCLUSIVE REMEDY AGAINST THE MANUFACTURER OF WESTCOAT, SHALL BE LIMITED SOLELY TO THE REPLACEMENT OF ANY DEFECTIVE MATERIAL OR A PAYMENT BY THE MANUFACTURER IN AN AMOUNT EQUAL TO THE COST OF THE ORIGINAL MATERIAL.



4007 Lockridge St • San Diego, CA 92102
800-250-4519 • Fax 619-255-7187 • westcoat.com

1 of 5
Dubro Quartz 1/24

	westcoat® SPECIALTY COATING SYSTEMS	SYSTEM SPECIFICATION	
EC	EPOXY COAT <small>DURABLE RESINS & HARDENERS</small>	Dubro	
			Quartz

Preparation

Pre-cut and clean all cracks and joints with a concrete diamond blade to at least ¼ x ¼ inch. Prepare concrete to a profile equal to CSP 3-4 as specified by ICRI. Methods may vary according to the condition and hardness of the concrete. Other factors include the forecasted use of the surface and the environment in which it is to be installed. When preparing the surface use caution when shot blasting, scarifying too aggressively, leaving grind marks or grinding too smooth.

Moisture

All concrete should be tested for moisture before applying a seamless coating. If moisture emissions exceed 5 lbs/1000 square feet (ASTM F1869) or if the relative humidity (RH) exceeds 75% (ASTM F2170), please refer to the EC-15 Moisture Vapor Barrier Product Specification Sheet.

Crack Treatment

Mix 1 part A with 1 part B (by volume) of EC-72 Epoxy Patch Gel together for 3-4 minutes and apply to the crack using a trowel or putty knife. Patch all spalls and cracks with EC-72 and allow to dry 2-3 hours before priming. The material may be slightly overfilled in the crack and when completely dry (in 4-6 hours) can be sanded or ground smooth. This remedial approach to patch cracks is not guaranteed and it should be noted that when the substrate moves, it could likely crack the Dubro Quartz System.

Concrete Repair

For concrete that needs repairs beyond just dormant cracks, TC-23 Mortar Mix can be used. TC-23 is designed to be used as a general concrete repair mix for horizontal and vertical applications and can be used as a patching/underlayment material under most Westcoat systems. Please refer to the TC-23 Mortar Mix Product Specification Sheet for details.

Primer

Mix 2 parts A with 1 part B (by volume) of EC-12 Epoxy Primer together for 3-4 minutes. For best penetration into concrete, thin by adding 1-2 quarts of Westcoat's CA-23 to each 1½ gallon kit. Thinned material must be applied at less than 5 mils. To cure properly, do not allow product to puddle. Immediately apply at a rate of 250-300 square feet per gallon, using a trowel or squeegee and then back roll to ensure complete coverage. Be sure to apply up cove to termination point.


Base and Broadcast Coat

Mix 2 parts A and 1 part B of EC-32 for 3-4 minutes, then apply at a rate of 125 to 150 square feet per gallon. Broadcast pre-mixed Quartz Sand aggregate into the wet base coat to refusal, at a rate of approximately 100 square feet per 50 pound bag, until no more shiny spots are evident. Careful and even placement of Quartz Sand aggregate will help prevent displacement (ridges) of epoxy and ensure more even coverage.

Second Epoxy and Broadcast Coat

Mix 2 parts A and 1 part B of EC-32 for 3-4 minutes, then apply at the rate of 75-100 square feet per gallon. Broadcast Quartz Sand aggregate evenly into wet EC-32, at a rate of approximately 100 square feet per 50 pound bag. After epoxy has cured, sand, grind or scrape area as needed. Sweep up excess Quartz Sand and vacuum floor clean.

DISCLAIMER: PURCHASER'S SOLE AND EXCLUSIVE REMEDY AGAINST THE MANUFACTURER OF WESTCOAT, SHALL BE LIMITED SOLELY TO THE REPLACEMENT OF ANY DEFECTIVE MATERIAL OR A PAYMENT BY THE MANUFACTURER IN AN AMOUNT EQUAL TO THE COST OF THE ORIGINAL MATERIAL.



westcoat[®]
SPECIALTY COATING SYSTEMS

**SYSTEM
SPECIFICATION**

EC

EPOXY COAT
DURABLE RESINS & HARDENERS

Dubro

Quartz

Topcoat

Mix 2 parts A and 1 part B (by volume) of EC-32 for 3-4 minutes. Apply at approximately 100-150 square feet per gallon. Additional topcoats and/or additional broadcasts may be required to vary the texture.

If additional coats are desired, they must be applied within 24 hours or the cured material must be sanded and wiped with acetone, before application and applied at 200-400 square feet per gallon to obtain desired texture.

Prohibit traffic on floor for 48 hours after installation. Avoid heavy abrasion and chemical exposure for 5 days.

Optional Materials

Cement Options

- TC-23 Mortar Mix may be used as a general concrete repair mix for horizontal and vertical applications and can be used as a patching/underlayment material.

Cove

- EC-76 Cove Gel can be used to create cove at the wall to deck transition. Cove may be created using cove tool.

Skid Resistance

- CA-30 Small Safe Grip or CA-31 Large Safe Grip can be added to the EC-32 to produce a skid-resistant surface.
- CA-33 Aluminum Oxide can be used for skid resistance in heavy traffic areas.

Basecoat and Broadcast Coat

- For smaller projects, EC-36 100% Solids Epoxy can be used in lieu of EC-32 for the Basecoat and Broadcast Coat.

Topcoat

- For smaller projects, EC-36 100% Solids Epoxy can be used in lieu of EC-32 for the Topcoat.

Additional Topcoat

- EC-95G Gloss Polyurethane Topcoat can be applied over the epoxy within 24 hours to improve chemical abrasion and UV resistance, as well as gloss.
- EC-101 Polyaspartic 100% Solids may be used as a non-yellowing, high gloss, quick drying, high build, mar and chemical resistant finish with outstanding wear resistance.
- EC-102 Polyaspartic is recommended when tire staining is a concern and also provides a quick drying, UV resistant, high gloss, high build, mar and chemical resistant finish.
- EC-50 Novolac may be used as a final topcoat for extreme chemical or heat conditions.

* Please refer to Product and System Specification Sheets for additional information.

Clean Up

Uncured material can be removed with solvent. If cured, material can only be removed mechanically or with an environmentally-safe solvent.

DISCLAIMER: PURCHASER'S SOLE AND EXCLUSIVE REMEDY AGAINST THE MANUFACTURER OF WESTCOAT, SHALL BE LIMITED SOLELY TO THE REPLACEMENT OF ANY DEFECTIVE MATERIAL OR A PAYMENT BY THE MANUFACTURER IN AN AMOUNT EQUAL TO THE COST OF THE ORIGINAL MATERIAL.



4007 Lockridge St • San Diego, CA 92102
800-250-4519 • Fax 619-255-7187 • westcoat.com

3 of 5
Dubro Quartz 1/24

	westcoat [®] SPECIALTY COATING SYSTEMS	SYSTEM SPECIFICATION	
EC	EPOXY COAT DURABLE RESINS & HARDENERS	Dubro	
			Quartz

Maintenance

Interior Floors can be dust mopped daily or mopped using a neutral pH cleaner. For more information on floor care and maintenance, please refer to the General Maintenance sheet.

If re-coating of the floor is required due to wear or abrasion, you will need to clean and degrease the surface, then lightly abrade and reapply the topcoat. In most cases, you will need to clean the surface with a solvent such as acetone and thin the new topcoat as well. A primer may be required. We suggest you re-coat at 5 years, depending on use. Contact Westcoat or your applicator for details.

Health Precautions

Inhalation of vapor or mist can cause headache, nausea, irritation of nose, throat and lungs. Avoid breathing vapors. It is strongly recommended that respirators are worn. Prolonged or repeated skin contact can cause slight skin irritation. All epoxies have the potential of causing skin irritations or allergic reactions. Be careful not to get on skin, clothes or in eyes. Gloves are strongly recommended. If splashed in the eye, flush with warm water and contact a physician if blurring persists.

Solvent based products are extremely flammable. Extinguish all pilot lights and sources of ignition, such as electrical motors. Be sure to have adequate cross ventilation prior to installing.

Limitations

- This system is designed for professional use only.
- Read Product Specification Sheets for every product you will be using before beginning the project.
- Be sure to do adequate surface preparation.
- Be sure to measure and mix properly.
- For interior use only.
- Test for moisture in concrete and vapor drive.
- Be aware of the pot life of mixed material.
- Do not apply in temperatures below 50°F or temperatures above 95°F. Cooler temperatures will cause slower dry times.
- Heavier topcoat may become slippery.
- Approval and verification of proposed colors, textures and slip resistance is recommended.
- Do not allow Westcoat products to freeze.

Slip Precaution

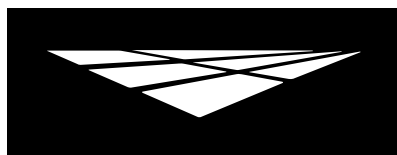
Westcoat Specialty Coatings Systems highly recommends the use of a slip-resistant additive to all coatings/systems that may be exposed to wet, oily, greasy or slippery conditions. It is the end user's responsibility to provide a flooring system that meets current safety standards. Westcoat and its distributors will not be responsible for injury incurred during a slip and fall incident. For the current coefficient of friction requirements, please consult your local building codes.

DISCLAIMER: PURCHASER'S SOLE AND EXCLUSIVE REMEDY AGAINST THE MANUFACTURER OF WESTCOAT, SHALL BE LIMITED SOLELY TO THE REPLACEMENT OF ANY DEFECTIVE MATERIAL OR A PAYMENT BY THE MANUFACTURER IN AN AMOUNT EQUAL TO THE COST OF THE ORIGINAL MATERIAL.



4007 Lockridge St • San Diego, CA 92102
800-250-4519 • Fax 619-255-7187 • westcoat.com

4 of 5
Dubro Quartz 1/24



westcoat[®]
SPECIALTY COATING SYSTEMS

SYSTEM SPECIFICATION

EC

EPOXY COAT
DURABLE RESINS & HARDENERS

Dubro

Quartz

Technical Data

ASTM / Test Data	Westcoat Dubro - Quartz
Tensile Properties (ASTM D638)	Strength - Neat Epoxy 4,000 psi, Elongation - Neat Epoxy 12% (7 day cure)
Tensile Strength (ASTM C307)	>1800 Resin, Hardener, Aggregate Filled
Flexural Strength (ASTM C580)	4,500 psi (+/- 200 psi)
Flexural Properties (ASTM D790) Neat Epoxy	N/A - see Thin Film data
Compressive Strength (ASTM C-579)	10,000 psi - 7 day cure
Indentation (Load - Mil-D-3134, Para. 4.7.4.2.1)	0.005 in - 7 day cure Method: 1 in. diameter steel ram steadily applies a load of 2,000 lbs for 30 min on the test specimen that is placed on the concrete.
Indentation (Impact - Mil-D-3134, Para. 4.7.3)	0.012 indentation - 7 day cure Method: 2 lb steel ball is dropped twice from an 8 ft height
Adhesion to Concrete (Tensile Pull - ACI 503 R)	>400 psi (100% concrete failure csp 3-4)
Abrasion Resistance (Taber - ASTM D4060).	60 mg. 1000 cycles, 1000 g. load, Wheel No. 17
Hardness ASTM D-2240 Shore D)	80-85 Shore D
Water Absorption (ASTM C-413)	<0.2% - 7 day cure
Thermal Coefficient of Linear Expansion (ASTM C-531)	10.0 x 10 ⁻⁶ in. / in./°F (7 day cure)
LEED EQ Credit 4.1	Meets
LEED EQ Credit 4.2	Meets
Temperature Resistance	Continuous exposure: 140°F Intermittent exposure: 200°F
Flammability Rate of Burning (ASTM D635)	CC2; Specimens continue to burn past the 25mm reference mark. The flame did not reach the 100mm mark on any of the specimens tested.
Flame Spread (ASTM E-84/NFPA 255)	Class B
Critical Radiant Flux (ASTM E648)	Class I

DISCLAIMER: PURCHASER'S SOLE AND EXCLUSIVE REMEDY AGAINST THE MANUFACTURER OF WESTCOAT, SHALL BE LIMITED SOLELY TO THE REPLACEMENT OF ANY DEFECTIVE MATERIAL OR A PAYMENT BY THE MANUFACTURER IN AN AMOUNT EQUAL TO THE COST OF THE ORIGINAL MATERIAL.



westcoat[®]

4007 Lockridge St • San Diego, CA 92102
800-250-4519 • Fax 619-255-7187 • westcoat.com

5 of 5
Dubro Quartz 1/24